

eCopy Desktop™ Software

Where paper is going

“eCopy (Desktop) has freed us from document management challenges so we have more time to address customer requirements and provide superior service.”

*Donald Simon, Business Process Manager
Schneider Electric, North American Operating Division*

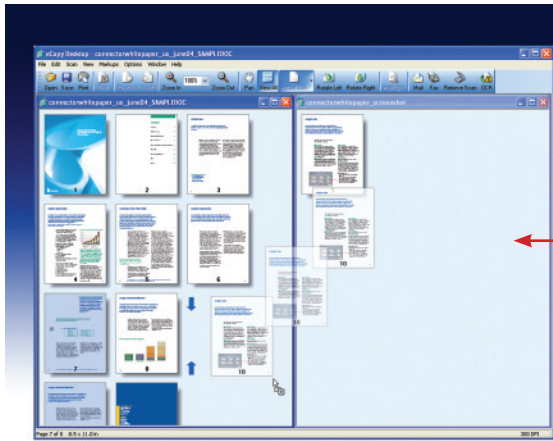
eCopy Desktop is an easy-to-use PDF creation and image editing solution offering a comprehensive set of tools including annotation, stamps, and optical character recognition (OCR), to allow business users to work with and distribute scanned documents as part of their existing electronic workflows.

Using eCopy Desktop, users can capture paper originals and turn them into scanned image files, combine image files with documents from other applications, perform markups or annotations, sign documents electronically, and integrate scanned documents with their e-mail, fax and document management systems.



Benefits

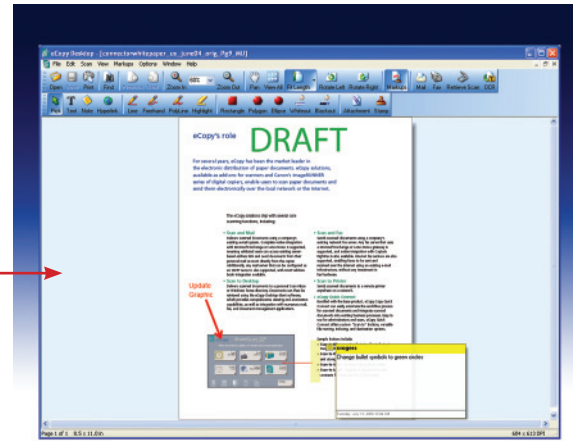
- Create universally readable and fully text searchable PDFs from paper documents and other electronic files, enabling you to share information faster and more efficiently.
- Safeguard secure information by ensuring that the appropriate security is applied to PDFs to prevent unauthorised viewing and tampering of documents.
- Save documents with indexed text for subsequent full-text search and retrieval.
- Call attention to important information using electronic notes, highlight, and drawing tools or use whiteout or blackout to permanently hide confidential information.



Easily consolidate different document formats – handwritten, paper, and electronic into a single universal format.

Thumbnail view lets you browse a multi-page document and rearrange selected pages faster and easier than on paper.

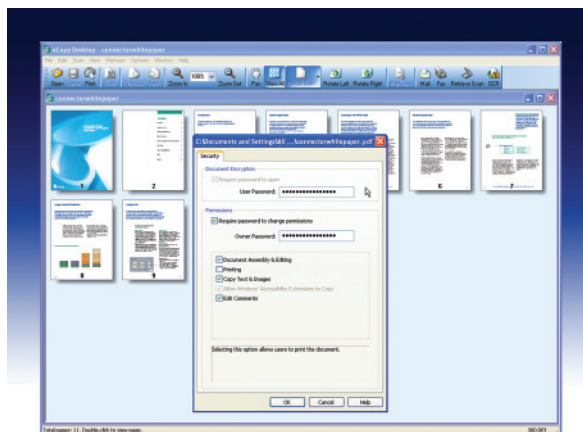
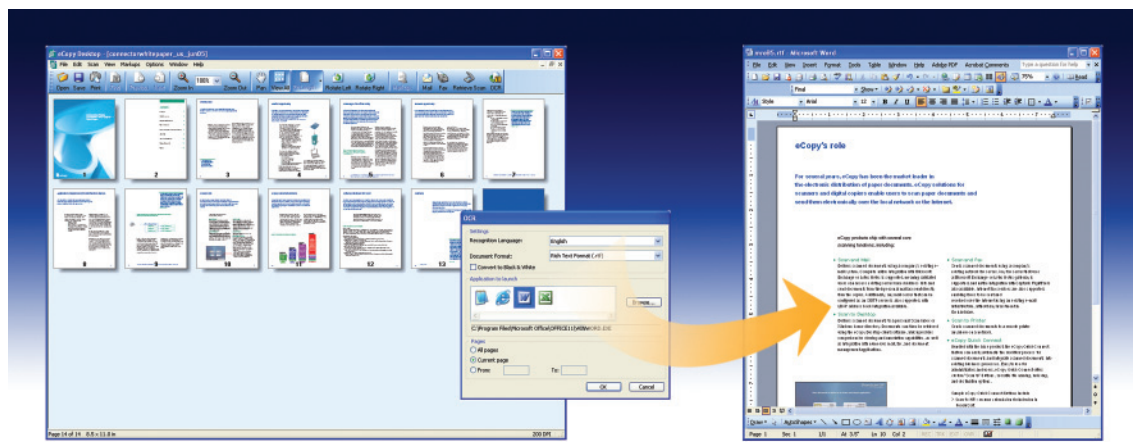
Use one imaging editing tool for all your scanned and electronic documents. Add annotations, signatures, highlights, blackouts or whiteouts to documents using the eCopy Desktop markup toolbar.



Paper information can be hard to find and retrieve, but convert it into an electronic file with searchable text and it becomes as easy to store and retrieve again as any electronic document.

Locate documents by Title, Author, Subject, or Keywords.

OCR scanned paper documents in Microsoft Word and Excel, and Internet Explorer.



Store your finished document locally on your desktop, in a network folder, or in your document management application.

Before archiving or distributing your document, encrypt it or set permissions to prevent unauthorised viewing and tampering of documents by restricting who can open, edit, print, and copy the contents of individual documents.